


# Liberty Pines Academy




**10901 Russell Sampson Rd.  
Saint Johns, FL 32259**

# Meet the Artist


## Famous Painters




**O'Keeffe**




**Chagall**




**Van Gogh**




**Renoir**




**Monet**








**Klee**




**Seurat**








# What is a Painter ?





A **painter** is an artist who creates pictures by using **colored paints** to a two dimensional, prepared, flat surface.





Artists use line, **color**,  
**tone**, **texture**,

and **SHAPE** in many and different ways


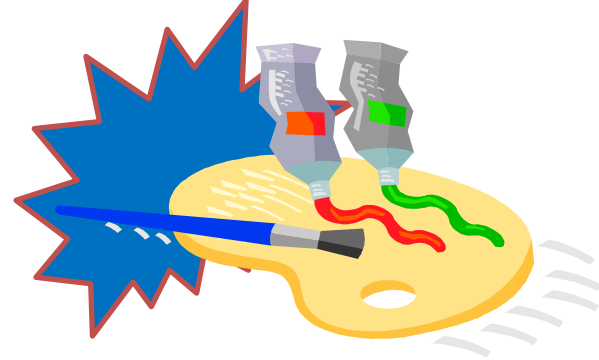


to give a painting a feeling of **volume**,

**space**, **movement**,

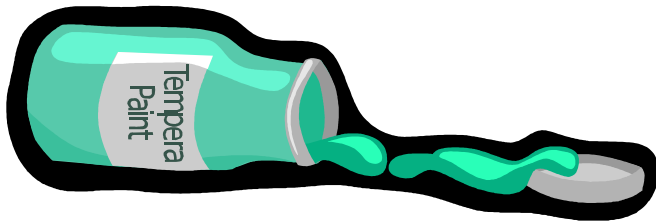
and **light**.





**Various mediums** can be used:

- **Tempera paint**
- **Oil paint**
- **Watercolors**
- **Ink**
- **Acrylic Paint**





**Renoir (ren-WAH)**

**1841-1919**

# **Pierre-Auguste Renoir**

## **(ren-WAH)**

### **1841-1919**



**Renoir Self Portrait**

**Renoir grew up as a member of a poor working-class family living in Paris, France**


**Claude Monet was a close friend of Renoir**





# **Renoir** (ren-WAH)

- **Renoir was a French painter, who as a teenager, painted designs on china dishes and ladies' fans to earn money.**



- **Renoir painted in the impressionist style, and preferred to paint people or friends.**







# Renoir (ren-WAH)



- **“Why shouldn’t art be pretty”  
Renoir said. “There are enough  
unpleasant things in the world.”**
- **Renoir was so passionate about  
painting that when he was old and  
had arthritis, a paint brush was tied  
to his wrists so he could paint.**




**Girl with watering can  
-1876**



# What is Impressionist Art




**Impressionist art is a style in which the artist captures the image **without detail**, using bright or bold colors with short visible brush strokes.**





# **Renoir** (ren-WAH)

**Renoir** portrayed his idea of modern day night life in Paris, a fashionable couple at the opera. The woman's accessories -- fresh flowers pinned to her dress, a painted fan, and gold opera glasses -- show his sharp eye for detail.



The Theater - 1874



**This canvas shows Renoir's use of different styles in the same painting.**



**This canvas shows Renoir's use of different styles in the same painting.**



**The Umbrellas - 1883**

**When he began *The Umbrellas*, Renoir was still using loose brushwork and bright, pure colors of the Impressionist movement.**

**Look at the woman on the **left**, and those on the **right**.**


**Renoir  
(REN-WAH)**

# Renoir



## Young Girls at the Piano - 1892

**The French government asked Renoir to provide a painting for a new museum's exhibition. Renoir was so concerned that this painting be right, that he painted this presentation several times before choosing one for the museum.**



# **Renoir (ren-WAH)**

## **Mixed Media Still Life Art Project**

### **Materials Provided:**

- White paper
- Paint brushes
- Paints
- Still life of trophy with silk flowers
- Colored paper (optional)



### **Materials Provided by Volunteer / Teacher:**

- Newspaper to cover art area
- Paper towels for clean up
- Pencils
- Small paper plates
- Plastic cups /containers of water
- Other still life of unusual vase (eg: shoe, cowboy boot) and flowers.
- Scissors ( optional)
- Glue (optional)

# **Renoir** (REN-WAH)

## **Mixed Media Still Life Art Project**

### **Process:**

**1. Arrange the still life for all students to see.**

**2. Pass out white paper.**

**3. Optional – Pass out colored paper and have students cut out a stencil of a vase to glue on white paper.**

**4. Put nickel size dollops of various colored paints (including white) on small paper plates, one for each child.**





# Renoir (ren-WAH)

## Mixed Media Still Life Art Project

### Process:

5. Pass out brushes, paint, and plastic containers of water.
6. Have students glue the artist slip on the back of the paper and print their name.
7. Students should lightly sketch the still life before painting.
8. Paint the still life remembering Renoir liked his painting to be filled with light and fresh colors.
9. When satisfied let painting dry.





# Mixed Media Still-Life Art Project



**“The teaching of the arts and the humanities in our school is essential to all of us. Our ability to communicate effectively, the growth and vitality of our cultural heritage, all depend upon understanding and appreciating The pivotal role of the arts and the humanities in developing a truly literate society.”**

**~Andrew Haiskell, Chairman  
President’s Committee on Arts & the Humanities  
Chairman of the Board, Time, Inc.**