


Meet the Artist



Famous Painters





Klee





Chagall



Van Gogh





O'Keeffe



Monet









Renoir







Seurat


What is a Painter ?





A **painter** is an artist who creates pictures by using **colored paints** to a two dimensional, prepared, flat surface.





Artists use line, **color**,
tone, **texture**,

and **SHAPE** in many and different ways




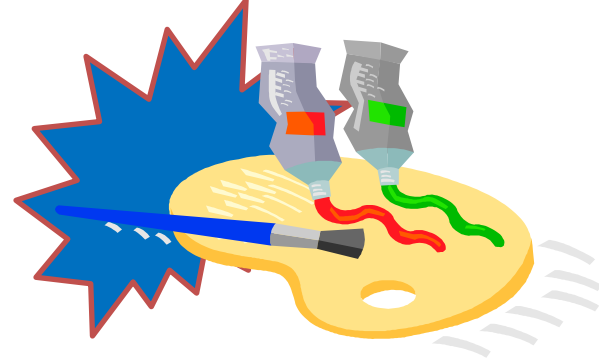
to give a painting a feeling of **volume**,

space, **movement**,



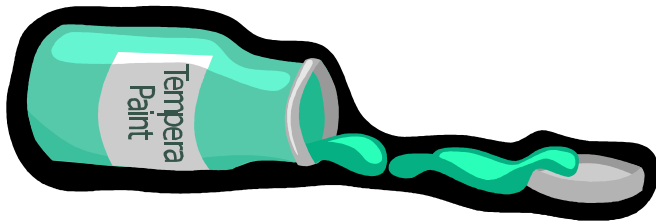
and **light**.








Various mediums can be used:

- **Tempera paint**
- **Oil paint**
- **Watercolors**
- **Ink**
- **Acrylic Paint**



Meet the Artist

Georgia O'Keeffe




Georgia O'Keeffe

1887 - 1986




• **Georgia O'Keeffe** was born on a large Wisconsin farm and had **6** sisters and brothers.




Georgia O' Keeffe

1887 - 1986



•Her family's farm was a great place to watch and learn about nature.

•She loved to do things with her hands and sewed clothes for her dolls.



Georgia O'Keeffe

1887 - 1986



Georgia O'Keeffe
with Watercolor Paint Box
Photo by Alfred Stieglitz



Georgia's mother
thought art was
very important and



Georgia at 28 years old

Virginia • U.S.A.

made sure Georgia
and her sisters had
art lessons.

• Georgia did so well that
she went to different art
schools and colleges in
several different states.



Georgia O' Keeffe

1887 - 1986



After finishing college, Georgia worked as a teacher in Texas. She loved the vast plains, clear skies and hot, bright sun. Her artwork became more colorful and bold.




**Evening Star No. 5 – 1916
Watercolor**



**Sky and Little Clouds II 1916 –
Watercolor**

Georgia O'Keeffe



At this time Alfred Stieglitz, who owned an art gallery in New York City, started showing Georgia's art work. Alfred offered to pay her enough money so she could paint all the time by selling her artwork in his gallery.

Oil on Canvas



Maple and Cedar – 1922
Oil on Canvas



Georgia O' Keeffe


1887 - 1986



- Georgia and Alfred got married in 1924 and moved into an apartment high up in a big hotel.
- She loved the wide open view and started painting pictures of the city.



East River from the 30th Story
of the Shelton Hotel - 1928
Oil on Canvas



New York, Night – 1928-29
Oil on Canvas

Georgia O'Keeffe




- People noticed Georgia's paintings immediately.
- In the 1920's, there weren't many well known women artists.
- Georgia wasn't just a woman artist, but a great American artist!



Georgia O'Keeffe
31 years old





Georgia O'Keeffe



Red Canna – 1925
Oil on Canvas

visited Alfred
George, New York



Petunia – 1925
Oil on Canvas

**Here she painted large bright colorful
close ups of the flowers around her.**


Georgia O' Keeffe

1887 - 1986



Studio
Keeffe

Georgia was invited out West
to visit some friends in New Mexico.




The desert and clear blue skies were
more exciting than those in Texas.



Georgia O' Keeffe


1887 - 1986



**Georgia began painting
desert flowers and
sun-baked adobe churches.**

Hernandez,
New Mexico

1931




Blue/Cross Los Ranchos - 1930

Georgia O' Keeffe

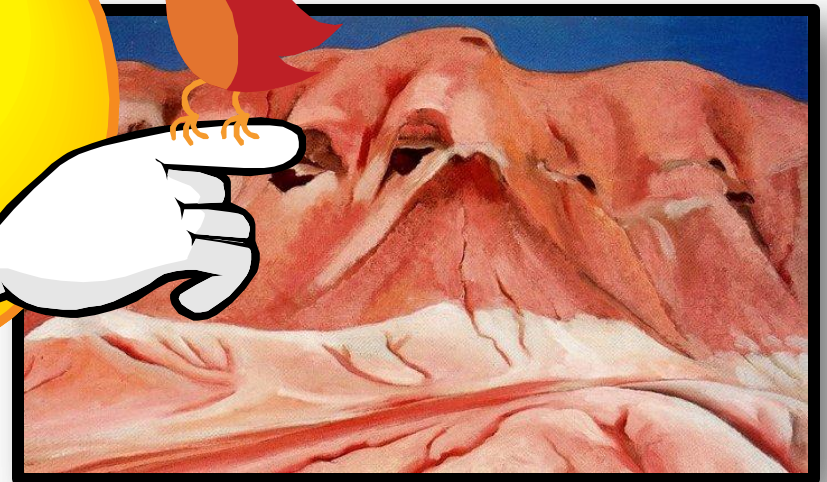
1887 - 1986



Georgia spent the rest of her life painting the nature in New Mexico.



**The Place in the Shadow
1942**



**Hills, New Mexico II (as
seen from Ghost
Ranch), 1935**

Georgia O' Keeffe


1887 - 1986

Georgia painted the animal bones too.



**Ram's Skull with Brown
Leaves - 1957**

**Cow's Skull with Calico
Rose - 1932**



Summer Days - 1936

Georgia O' Keeffe

1887 - 1986



White Shell with Red – 1938
Pastel on Paper

Georgia often rearranged the natural things she saw and simplified them.



She gave this seashell special power and strength by making it very large.




Georgia O' Keeffe

1887 - 1986

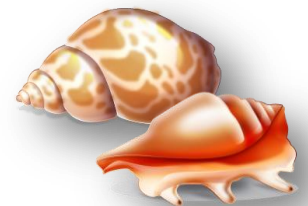



Her paintings are very original and often show beauty in things most people ignore or don't notice.

From the Plains II - 1954




The Broken Shell - 1937





***“I found I could say things with
color and shapes that I couldn’t
say in any other way – things I
had no words for.”***

– Georgia O’Keeffe




Georgia O' Keeffe


1887 - 1986



Georgia only traveled back to New York a few months every year till Alfred , her husband died. She lived to be 98 years old.



Sky Above Clouds II - 1963




Georgia at 85 years old.



Georgia O' Keeffe

1887 - 1986



Materials provided :

- Colored Construction paper 9" X 12"
- Template of cattle skull
- White heavy paper for template
- Paints
- Brushes

Materials provided by Volunteer /Teacher:

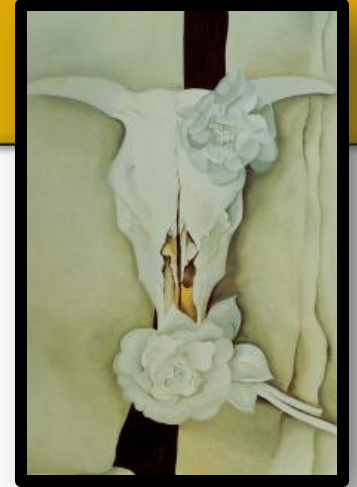
- White Glue (sticks are fine)
- Plastic containers of water to rinse the brushes between different colors
- Newspaper to cover painting area
- Paper towels for clean up
- Small paper plates to put the paint on

Process:

1. **Before going to the class**, trace the cow skull on white construction paper, one for each child. In class, have each child cut out the cow skull or save time in class by cutting out the skulls for them.
2. In class, cover art work area if necessary and have pictures of cow skull paintings up on the screen.
3. Put nickel size dollops of various colored tempera paint on a small paper plate, one for each child. Pass out student's choice of colored construction paper, brushes and plastic container of water for each child for rinsing brushes.

Georgia O' Keeffe

1887 - 1986



Process continued:

4. The students should glue the artist slip on the back of the colored paper and write their name on it.
5. Have them turn the colored paper over and glue the cattle skull on the front of the paper, preferably in the middle of the paper.
6. Remind the students about the kinds of things Georgia saw in New Mexico and what kind of things she liked to paint.
7. Once the students are satisfied with their brightly colored Georgia style paintings, let them dry.



Georgia O'Keeffe Art Project



Display for children to see during art project



“The teaching of the arts and the humanities in our school is essential to all of us. Our ability to communicate effectively, the growth and vitality of our cultural heritage, all depend upon understanding and appreciating The pivotal role of the arts and the humanities in developing a truly literate society.”

~Andrew Haiskell, Chairman

President’s Committee on Arts & the Humanities

Chairman of the Board, Time, Inc.